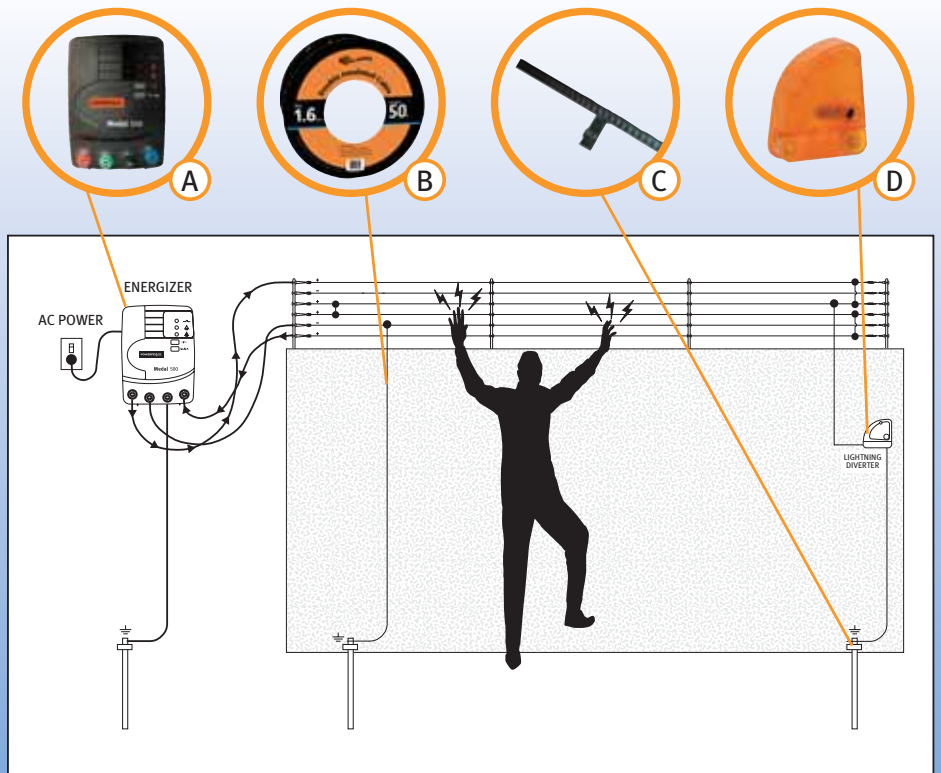
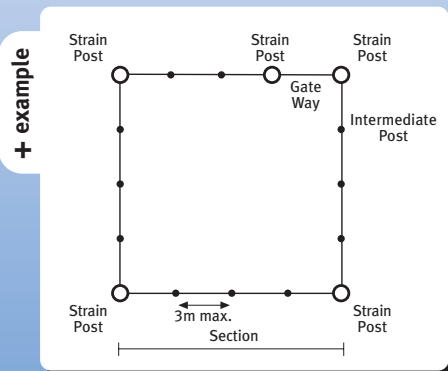


# How to?



## What do I need to build my Ornamental Walltop Fence?

1. Draw a plan view of your property and estimate the number of posts you need.
2. Count the number of sections in your plan.
3. Now fill in the table overleaf.

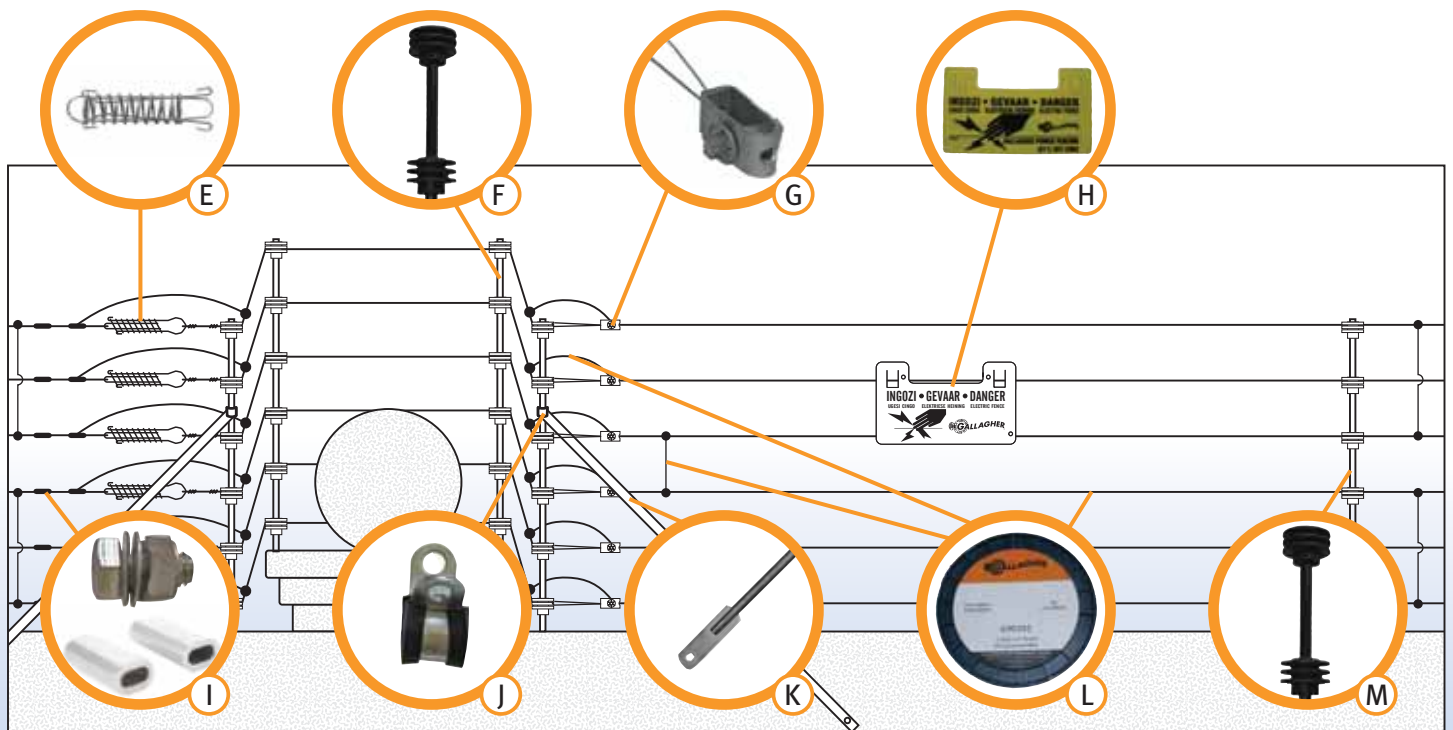


## How do I build a Walltop Security fence?

1. Install Energizer (A) and run undergate cable (B) in conduits to and from fence and across gateways, etc
2. Decide the line of the fence, allowing for changes in the wall direction and gateways, fit the strain posts (F) and attach tensioners (E and G) *see over page*
3. Using strain points as reference points, line up, mark and install intermediate posts (M)
4. Run out each wire (L), tie off and tension
5. Fit configuration link ups (L) and connect cables (B) and earth rods (C) to fence
6. Fit warning signs (H)
7. Energize fence, fault find as necessary

Comprehensive fence building instructions are available in the PowerFence installation and user manuals at your nearest Gallagher supplier or call Gallagher Power Fence (SA) on ph: 011 397 2986.

# Ornamental Walltop Fence



Number of		Sections			Total Units Required	Pack Size	Packs needed
Description			S				
<b>A</b>	Energizer				<b>A</b>		
<b>B</b>	Double Insulated Undergate Cable			Length of cable (metres)	<b>B</b>	50m roll	
<b>C</b>	Earth Rods	Minimum of 3 recommended			<b>C</b>		
<b>D</b>	Lightning Diverter				<b>D</b>		
<b>E</b>	Tensioner Spring	6 x S =			<b>E</b>	15	
<b>F</b>	Strain Post				<b>F</b>	5	
<b>G</b>	Mini Walltop Tensioner (Donza)	6 x S =			<b>G</b>	25	
<b>H</b>	Warning Sign	1 per 10m			<b>H</b>	5	
<b>I</b>	Crimps / Mini Line Clamps	12/6 x S =			<b>I</b>	100/50	
<b>J</b>	Stay Clamp	2 x S =			<b>J</b>	10	
<b>K</b>	Stay	2 x S =			<b>K</b>	10	
<b>L</b>	Wire (also used for Bridging Wire)	Length of section		metres	<b>L</b>	710m/1000m/ 2140m per roll	
<b>M</b>	Intermediate Post				<b>M</b>	10	

\* A 6 wire fencing option is shown (suitable for walltop). The number of wires and wire spacing will depend on the type of fence on your property.

07/06

All these products are available from your nearest Gallagher supplier or phone 011 397 2986

**POWERFENCE™**